


Rechargeable Sealed Lead-Acid Battery

PS-1230



Power-Sonic rechargeable batteries are lead-lead dioxide systems. The dilute sulphuric acid electrolyte is suspended and thus immobilised. Should the battery be accidentally overcharged producing hydrogen and oxygen, special one-way valves allow the gases to escape thus avoiding excessive pressure build-up. Otherwise, the battery is completely sealed and is, therefore, maintenance-free and leak proof.

PS-1230 is air transport approved, and meets all current requirements set forth by the D.O.T., I.A.T.A., F.A.A., and C.A.B.

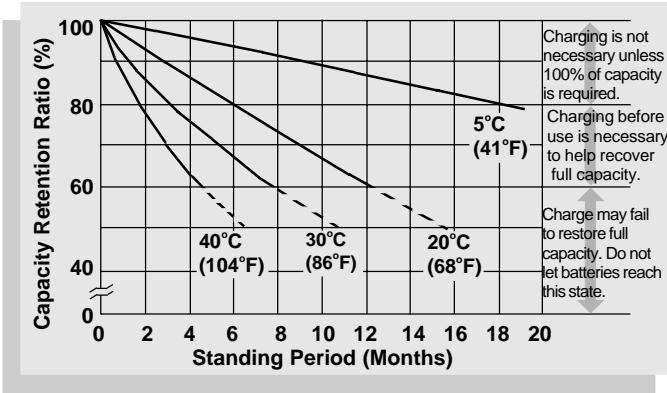
U.L. recognises model PS-1230 under file number MH 14328.



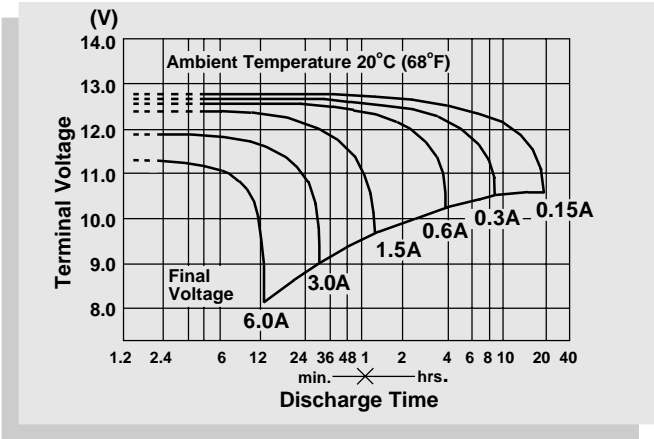
PERFORMANCE SPECIFICATIONS

Nominal Voltage	12 volts (6 cells in series)
Nominal Capacity	
20 hour rate (150mA to 10.50 volts)	3.00 A.H.
10 hour rate (280mA to 10.50 volts)	2.80 A.H.
5 hour rate (500mA to 10.20 volts)	2.50 A.H.
1 hour rate (1850mA to 9.00 volts)	1.85 A.H.
Approximate Weight	2.60 pounds (1.2 kg)
Energy Density (20 hour rate)	1.10 Watt-hours/cubic inch (66.8 Watt-hours/l)
Specific Energy (20 hour rate)	13.8 Watt-hours/pound (30.0 Watt-hours/kg)
Internal Resistance (Fully Charged Battery)	60 milliohms (approximately)
Maximum Discharge Current (≤ 7 Min.)	9 amperes
Maximum Short-Duration Discharge Current (≤ 10 Sec.)	30 amperes
Terminals	Quick disconnect tabs, 0.187" x 0.032" Mate with AMP. INC. FASTON "187" series.
Vibration Test (2000 cycles/minute, 0.10 inch excursion, 2 hours)	No loss in capacity or performance
Shelf Life — % of nominal capacity at 68° F (20° C)	
1 Month.....	97%
3 Months.....	91%
6 Months.....	83%
Operating Temperature Range	
Charge	-4°F (-20°C) to 122°F (50°C)
Discharge	-4°F (-20°C) to 140°F (60°C)
Case	ABS Plastic

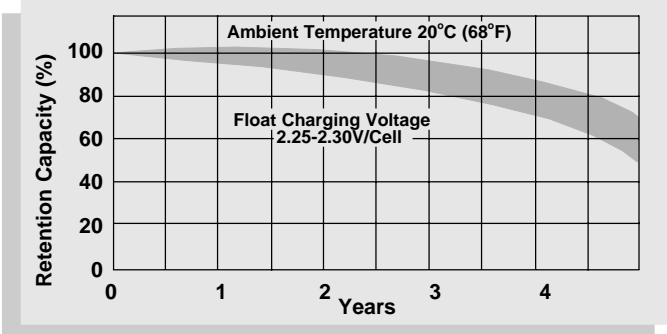
Shelf Life and Storage



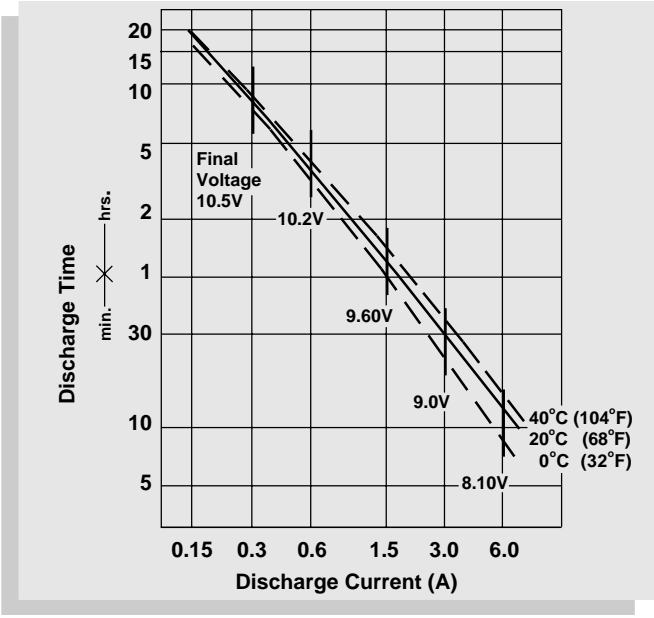
Discharge Characteristics



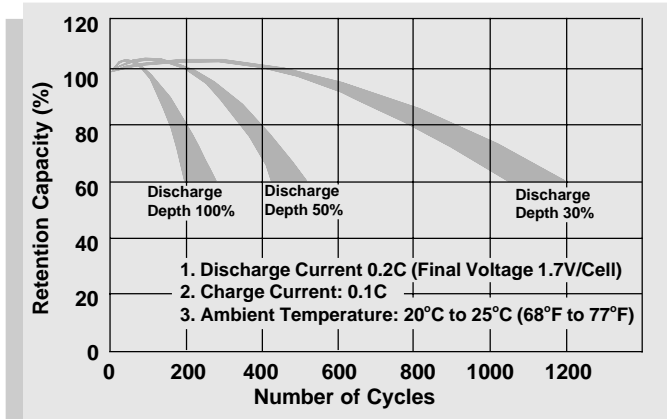
Life Characteristics in Stand-By Use



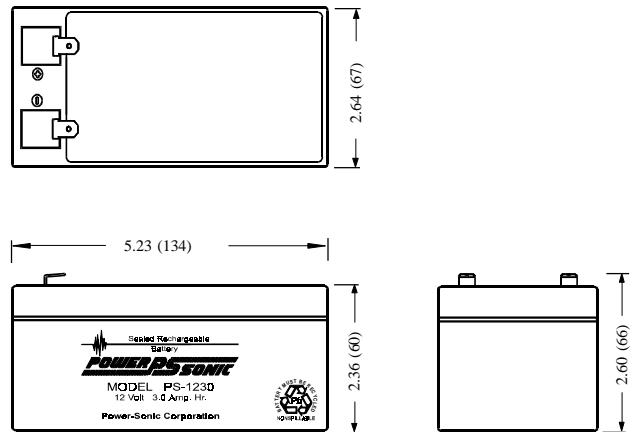
Discharge Time vs. Discharge Current



Life Characteristics in Cyclic Use



Physical Dimensions: in. (mm)



Tolerances are +/- 0.04 in. (+/- 1mm) and +/- 0.08 in. (+/- 2mm) for height dimensions.

CHARGING

Cycle Applications: Limit initial current to 600mA. Charge until battery voltage (under charge) reaches 14.40 to 14.70 volts at 68°F (20°C). Hold at 14.40 to 14.70 volts until current drops to approximately 30mA. Battery is fully charged under these conditions, and charger should either be disconnected or switched to "float" voltage.

"Float" or "Stand-By" Service: Hold battery across constant voltage source of 13.50 to 13.80 volts continuously. When held at this voltage, the battery will seek its own current level and maintain itself in a fully charged condition.

NOTE: Due to the self-discharge characteristics of this type of battery, it is imperative that they be charged after 6-9 months of storage, otherwise permanent loss of capacity might occur as a result of sulphation.



Power-Sonic Europe Ltd
3 Buckingham square
Hurricane Way
Wickford, Essex, SS11 8YQ UK

Tel: 44 (0) 1268 560686
Fax: 44 (0) 1268 560902
email: sales@power-sonic.co.uk
www.power-sonic.co.uk

ISO 9002 Registered Company
BS EN ISO 9002 Cert. No. 4517

Rev. 3 (19.11.99)