

04 Recessed Spots Adjustable LED>The COB Pop Up Range

## 11207M/W/W



2x7W COB Pop Up range recessed adjustable LED spot, for general lighting applications.

Requires 700mA constant current LED drivers.


Complies with standard EN60598-1 and any other specific standards.



Downloads



Dimensions



Must be ordered separately



89015A

Related items



89015AT

Physical Specification


Item Group

04 Recessed Spots Adjustable LED


Family	The COB Pop Up Range
Order Code	11207M/W/W
Colour	White
Material	Aluminium
Shape	Rectangular
Length	220mm
Width	120mm
Height	35mm
Cutout Hole Diameter	2x100mm
Recessed Ceiling	Yes
Depth Required	50mm
Indoor	Yes
Adjustable	2 Directions

## Electrical Characteristics

### Fitting

Input Type	Constant Current
Input Current	700mA
Voltage	2X10V
Safety Class	
Power(Watts)	2X7W
IP Rating	IP20
Light Source	LED built in
LED Type	COB
LED Brand	Cree
LED Number	2
Cable Length	40cm
F Mark	

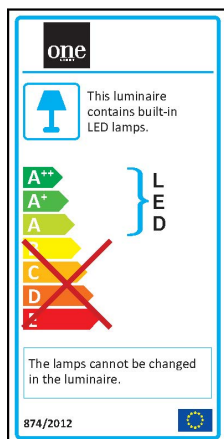
## Illumination Data

Colour Temperature	3000K
Lumen Output	2X468lm
Light Efficiency	66,85lm/W
CRI	80
Beam Angle	35°
Illumination Diagram	

## Packing Info

Box Length	18,5cm
Box Width	20cm
Box Height	4,5cm
Box Weight	0,59Kg
Pcs/Carton	20
Barcode	5291889034100
HS Code	9405409900

## Energy Label



Warranty

3 Years

Weee Directive

Yes

switch to  
**one light!**

one  
LIGHT

