

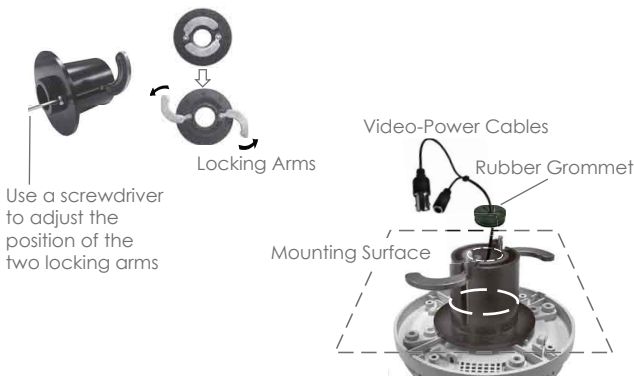
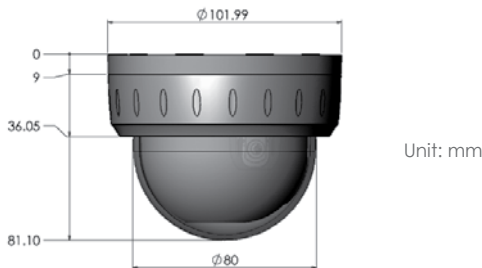
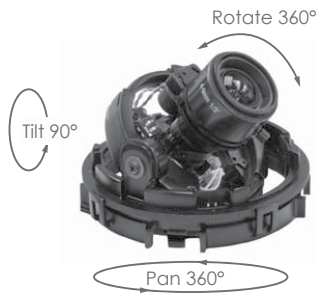
Our discreet 500 TVL mini domes are the ideal low-cost solution for retail applications. They can be easily mounted on the wall or the ceiling and come with an optional Quick Install Pipe that reduces installation time to a minimum.



MD3CP12H4V91

Features

- 3" mini dome
- Resolution: 500 TVL
- Sony SS11X DSP
- 1/3" Format CCD
- 4~9mm DC Iris lens
- 1.2 Lux @ F1.6
- 3-axis gimbal
- Operates on 12VDC
- Optional Quick Install Pipe



General Specifications

Material	UV stable polycarbonate material for base Shroud and bubble Clear bubble with liner (tinted bubble also available - terms apply)
Bubble	Elongated bubble to support 90 degree rotation
Gimbal	3-axis gimbal
Integrity	Tamper proof with locking screw Dust and water resistant
Fixing	Surface mount Supports direct mount to US single gang box mount Supports direct mount to UK metal electrical box
General Specifications	Integrated ferrite and cable management to reduce tangling
Lens	4-9mm F1.6 AI/VF lens
Resolution	500 TVL with basic 2 dip function
Image size	1/3" Interline CCD sensor 752H x 582V pixels
DSP	Sony SS11X
Sensitivity	1.2 Lux @ F1.6
Voltage	DC 12V ±10%

Lens Specifications

Type of Focal	Varifocal, 4.0~9.0mm
Type of Iris	DC Drive Auto-Iris
Iris Range	F1.6 ~ 360
Field of View	Diagonal: 92.8°~39.4° Horizontal: 71.0°~31.6° Vertical: 51.6°~23.6°
Minimum Object Distance	0.15m
Lens Type	Aspherical

Quick Install Kit MD-QIP (Optional)

Installer friendly.
Universal ceiling/wall mount.
Reduces installation time to a minimum.

